



ResMed

AirSense™ 11

**The smart
way to sleep**

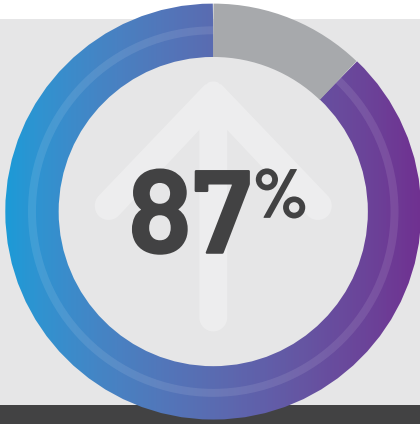


ResMed.com/HCP/AirSense11

**Awaken
your best.**

The power of ResMed Air Solutions

All our devices, including AirSense 11, are designed to work with our large range of masks, accessories and digital offerings. When combined, they form what we call our ResMed Air Solutions, an ecosystem of products that works together to deliver optimised therapy and care.



AirView and myAir – when used together, have been shown to **increase 90-day therapy compliance to 87%** compared to 70% of customers monitored in AirView alone.^{4**}



myAir users also consistently **slept one hour longer** on average each night.⁴

Device set up made easy

Setting up a new CPAP device can sometimes be a challenge. To help make things easier, we have developed two new features for AirSense 11 users using myAir: the Personal Therapy Assistant that provides users with video-guided setup instructions and Test Drive, where therapy can be tested before they start. With your added support, users can head home with the confidence that they have the assistance they need to help them overcome any issues they may encounter.

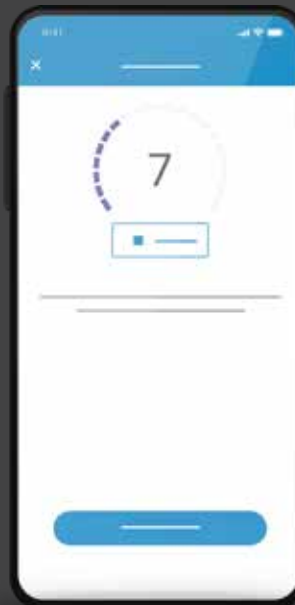
Watch device setup videos



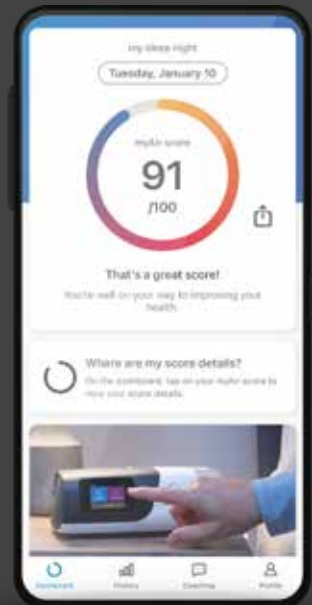
Follow interactive mask setup videos*



Try therapy with Test Drive



Track sleep & therapy progress



* Available for ResMed AirFit™ F30 series, AirFit/AirTouch™ 20 series and AirFit P10 masks. Apple and the App store are trademarks of Apple Inc., registered in the U.S. and other countries. Google Play is a trademark of Google, Inc., registered in the U.S. and other countries.

⁴ Malhotra et al. "Patient engagement using new technology to improve adherence to positive airway pressure therapy: A retrospective analysis," CHEST, 2018; 153(4):843-850.

** As defined by CMS criteria within the first 3 months of initial PAP therapy use: > 4 h/n, at least 70% of nights, during a consecutive 30-day period.

A new way to start therapy

AirSense™ 11 is ResMed's next generation of sleep apnea therapy, combining our most proven algorithms¹⁻³ and technologies with the latest digital innovations. Its sleek design compliments any bedroom and supports users in feeling more confident about their treatment. The desired result is a more comfortable and user-friendly experience for customers, designed to empower them to start with confidence, achieve therapy adherence and better clinical outcomes.



The latest technology - always



With built-in cellular technology*, AirSense 11 users can receive over-the-air updates, so that the latest features, maintenance and software upgrades are always loaded onto their device automatically. This means they should no longer need to rely on you for software issues.

AirSense 11 highlights

1. Built-in cellular technology*

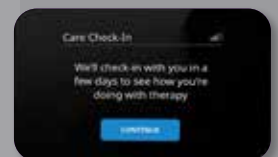
enables secure and automated data transmission to the cloud, allowing you to check on user data in AirView™ and allowing users to track their therapy progress in myAir™.

2. Simple Start/Stop button

allows users to turn therapy on and off easily.

3. Care Check-In is designed

to engage customers in their therapy from the moment they turn on their device.†



4. Integrated HumidAir™ heated humidifier

features Climate Control Auto option. Users can also adjust the air temperature and humidity levels manually if needed.

5. Easy-to-use touchscreen

makes navigating settings simple and intuitive.



| Product name | ANZ product code |
|----------------------|------------------|
| AirSense 11 Elite | 39107 |
| AirSense 11 AutoSet™ | 39108 |

6. ClimateLineAir™ 11 heated tubing can be connected to optimise humidification for greater user comfort. Non-heated tubing is also available.

7. Standard disposable air filter is included and Hypoallergenic air filters featuring a fine mesh element to filter out ultra-fine airborne pollutants to provide cleaner air to customers are also available.

*Cellular connectivity depends on network availability.

†myAir requires cellular connectivity.



Built-in coaching from the beginning

Adhering to CPAP therapy often depends upon how well a user adjusts to it in the beginning and how smoothly it continues. This is why Care Check-In has been developed, an in-built coaching program that prompts users to self-report on their therapy progress on a regular basis for the first 28 days. With the aim of increasing customer engagement and reducing therapy drop-off, this tool enables you to monitor your customers' progress in AirView and offer support and intervention as needed.†† Care Check-In questions are also asked every 6 months post purchase.

How Care Check-in works

1. When users turn on their AirSense 11, Care Check-In will ask a few questions to help enhance their setup and experience. Responses from regular check-ins will deliver tailored coaching advice and support, encouraging users to stay on therapy and troubleshoot common issues.
2. When users download the myAir app, time-based check-ins will conveniently appear within the app. If they don't utilise the app, Care Check-In will continue to check-in directly on the device.
3. If customer consent is provided, Care Check-In responses will be available in AirView, providing you with a more complete picture and a deeper understanding of their therapy progress.

Care Check-In has 3 components:

Time-based check-ins monitor the customer experience in the early, critical days of therapy.

Tailored motivational tips encourage users to stay on therapy.

Self-solve features enable users to promptly self-resolve therapy issues, including equipment setup and mask leaks.



†† Care Check-In data is available in AirView upon customer consent.

Our most proven technologies

ResMed AirSense 11 AutoSet includes two of our most proven therapy algorithms¹⁻³, AutoSet and AutoSet for Her in one device. The device can automatically adjust the air pressure to the lowest possible settings required for therapy while aiming to maintain the highest level of comfort for the user. With the inclusion of these two algorithms, AirSense 11 AutoSet helps ensure that all users can receive personalised and efficient therapy.

AirSense 11 brings together a suite of our best comfort features, allowing users to further tailor their therapy.



Built-in HumidAir™ heated humidifier with Climate Control for warm, humidified air.



AutoRamp™ with sleep onset detection for comfort at the start of each therapy session.



Expiratory pressure relief (EPR™) to minimise pressure during exhalation.



¹ Massie CA et al. Comparison between automatic and fixed positive airway pressure therapy in the home. *Am J Respir Crit Care Med* 2003;167:20-23.

² Netzel T et al. APAP device technology and correlation with patient compliance. *Somnologie* 2014;18(2):113-120.

³ Armistead JP et al. Study of an auto-adjusting CPAP algorithm for the treatment of obstructive sleep apnoea. *Am J Respir Crit Care Med* 2009;179:A3570.



Awaken
your best.

Discover Air 11

To find out more, contact your ResMed Account Manager or visit ResMed.com/HCP/AirSense11



AirSenseTM 11

The smart way to sleep



ResMed Ltd
1 Elizabeth Macarthur Drive
Bella Vista NSW 2153 Australia
+61 (02) 8884 1000 or 1800 658 189

Air11, AirFit, AirSense, AirTouch, AutoRamp, AutoSet, AirView, ClimateLineAir, EPR, HumidAir, myAir are trademarks and/or registered trademarks of the ResMed family of companies. For patent information, see ResMed.com/ip. Specifications may change without notice.
© 2023 ResMed Ltd. 10112590 2023 - 07