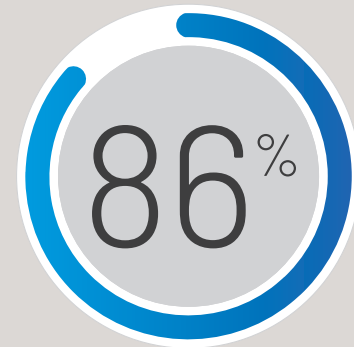
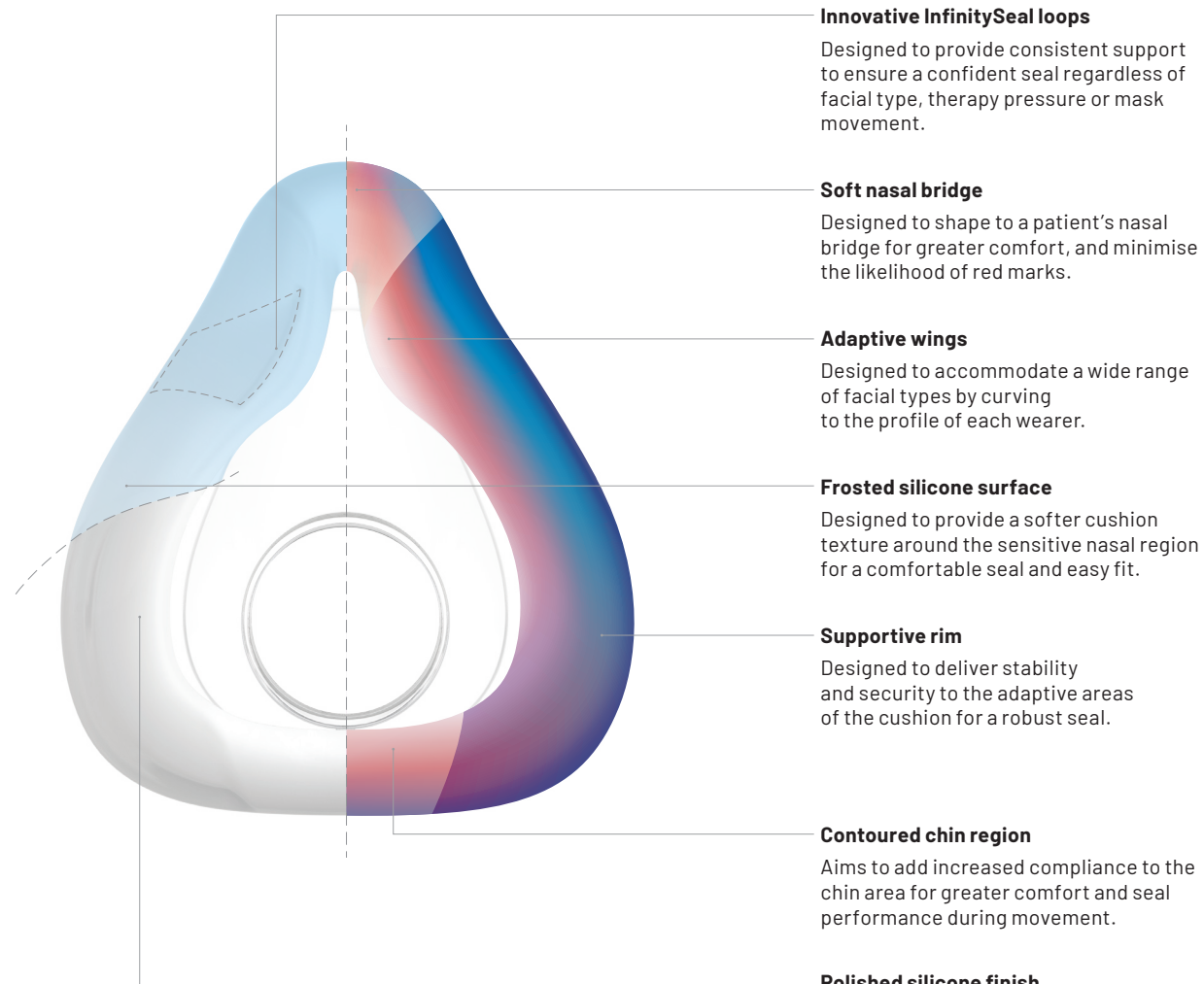


86% of patients preferred AirFit F20's seal to that of the market-leading full-face mask.<sup>1</sup>



## Evolving cushion technology: variable thickness designed for more comfort and stability



### Innovative InfinitySeal loops

Designed to provide consistent support to ensure a confident seal regardless of facial type, therapy pressure or mask movement.

### Soft nasal bridge

Designed to shape to a patient's nasal bridge for greater comfort, and minimise the likelihood of red marks.

### Adaptive wings

Designed to accommodate a wide range of facial types by curving to the profile of each wearer.

### Frosted silicone surface

Designed to provide a softer cushion texture around the sensitive nasal region for a comfortable seal and easy fit.

### Supportive rim

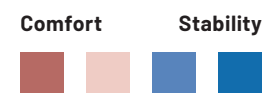
Designed to deliver stability and security to the adaptive areas of the cushion for a robust seal.

### Contoured chin region

Aims to add increased compliance to the chin area for greater comfort and seal performance during movement.

### Polished silicone finish

Crafted to seal around the mouth and jawline for a smooth, reliable fit, designed to prevent cushion ride up.



## Fitting guide for AirFit F20



- Ensure the magnets on the lower straps are unclipped.
- If they are clipped, detach them by twisting and pulling them away from the frame.



- Hold the mask to the face, ensuring the top of the mask is aligned with the top of the nose bridge.
- Pull the headgear over the head, making sure the ResMed logo is facing outwards.



- Position the lower straps so they both sit below the ears.
- Bring each of the magnets up to meet their corresponding clips on the frame.



- Adjust the fastening tabs on the upper straps until the mask feels even, stable and comfortable.
- Reattach the fastening tabs.



- Repeat Step 4 with the lower straps.



- Connect the device's air tube to the elbow, then click the elbow into the front of the mask.
- Start the device.

Refer to the user guide for further instructions.



### Additional options

- A patient can position the lower part of the headgear over or under their hair to suit any hairstyle preference.

<sup>1</sup> ResMed internal study of existing 22 ResMed patients, conducted between 26/04/2016 - 27/05/2016 comparing the current market leading mask with AirFit F20. Preliminary patient study - data on file: ID A3810791.  
<sup>2</sup> ResMed AirFit F20 internal fitting study of 27 ResMed and non-ResMed patients, conducted between 30/03/2016 - 04/04/2016. Preliminary patient study - data on file: ID A3751086.  
<sup>3</sup> ResMed AirFit F20 internal international fitting study of 34 ResMed and non-ResMed patients, conducted between 11/04/2016 - 15/04/2016. Preliminary patient study - data on file: ID A3774922.  
<sup>4</sup> ResMed AirFit F20 internal international fitting study of 80 ResMed and non-ResMed patients, conducted between 06/06/2016 - 22/06/2016. Preliminary patient study - data on file: ID A3830701.  
<sup>5</sup> The mask contains magnets that may interfere with certain implants or medical devices. They are not to be used by patients where they, or anyone in close physical contact while using the mask, have active medical implants that interact with magnets and/or metallic implants/objects containing ferromagnetic material. Keep the mask magnets at a safe distance of at least 6 inches (150 mm) away from implants or medical devices that may be adversely affected by magnetic interference. Please refer to the user guide for complete information, including magnet contraindications and warning.



AirFit™ F20  
Full face mask



## The compact full face mask designed to easily fit everyone

The AirFit F20 features an innovative InfinitySeal™ silicone cushion: tested to perform at high therapy pressures, it's designed to comfortably fit patients of all facial shapes and sizes. It will appeal to patients looking for a less confined mask that delivers a clear line of sight.



### Exceptional fit

In ResMed international studies, AirFit F20 fit 96.5% of all patients tested.<sup>1,2,3,4</sup> This makes it easier for you to set patients up right the first time and send them home with confidence.

### Robust seal

This mask features an adaptive cushion that has been tested to prevent blow-outs, accommodate patient movement and provide a robust seal across high pressures.

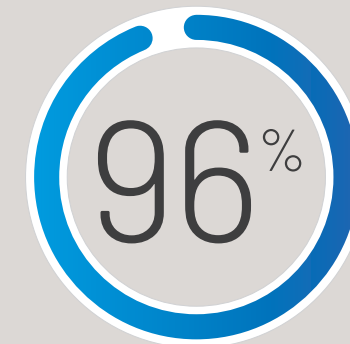
### Comfortable to use

The flexible fabric-lined frame adds further comfort while delivering all-round stability and greater visual freedom.

With the InfinitySeal silicone cushion, the AirFit F20 is designed to adapt to the unique facial contours of each patient, so you can be confident in providing a secure and comfortable mask fit.



In ResMed international studies, AirFit F20 was found to fit 96.5% of all patients tested.<sup>1, 2, 3, 4</sup>

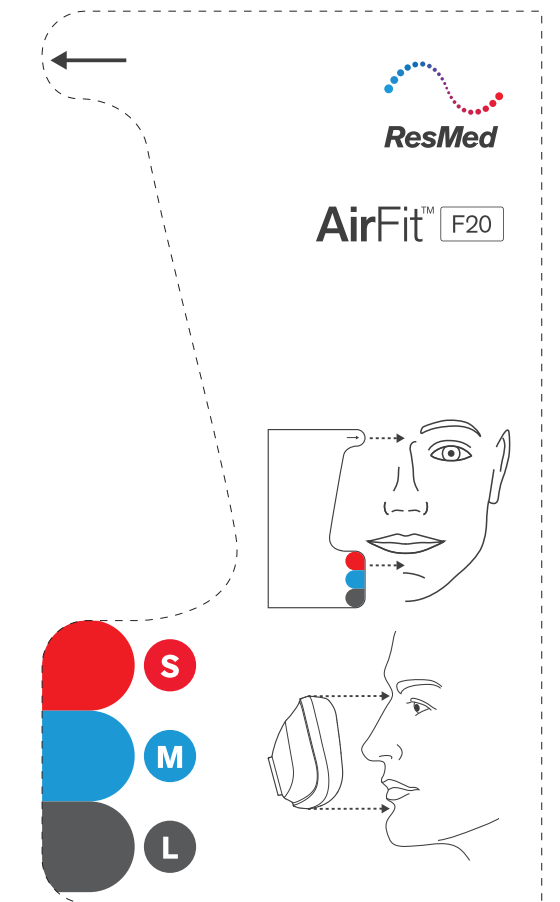


### Sizing tips

AirFit F20 has three interchangeable cushion sizes - small, medium and large. The modular design of the AirFit F20 means each size cushion easily clicks into the same mask frame, so you can swap between them with ease for more flexibility.

We recommend that you refer to the mask fitting template to gauge which size is the most suitable for each of your patients.

You can download it on [ResMed.com/AirFitF20](https://www.resmed.com/AirFitF20)



#### Visual freedom

Let patients see and do more in bed with an under-the-eye frame that combines all-round stability and less facial contact.

#### Soft and gentle

The plush headgear is specifically designed for extra softness and to help ensure patients settle into therapy quickly and comfortably.

#### Fast fitting time

On average, less than one minute is needed to fit AirFit F20.<sup>1</sup> Taking the mask on and off is convenient and intuitive, with magnetic clips<sup>5</sup> that guide the headgear to the frame in seconds.



#### Did you know?

This mask is also available without magnetic clips.

#### Dependable seal

Set patients up with a reliable seal thanks to the InfinitySeal silicone cushion - designed to prevent blow-outs, tolerate misfitting and seal well under variable pressures.

#### Soft and flexible frame

Designed to support the widest range of patients, the soft, flexible frame adapts to different face shapes while its integrated padding adds comfort.



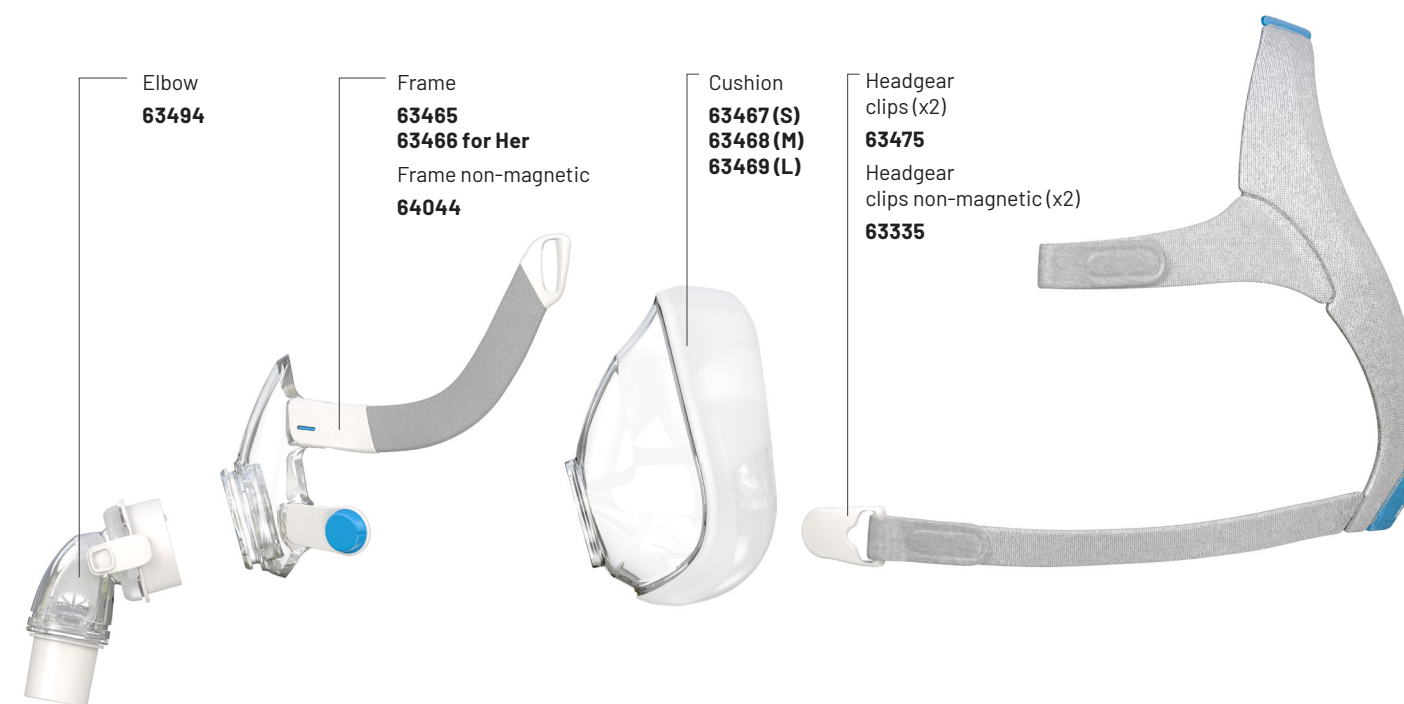
#### Whisper-quiet

The QuietAir diffuser vent minimises noise and gently disperses exhaled air. As a result, the whisper-quiet ResMed AirFit™ F20 generates just 21 dBA of noise.

#### Flexible connection and movement

The elbow's quick release feature enables easy connection or disconnection, while its 360° rotation capability allows for greater freedom of movement.

### Minimal parts make the AirFit F20 easy to use and clean




Elbow  
63494

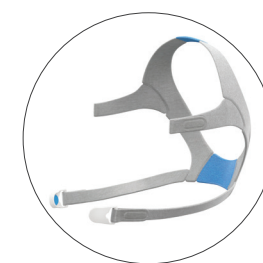
Frame  
63465  
63466 for Her  
Frame non-magnetic  
64044

Cushion  
63467 (S)  
63468 (M)  
63469 (L)

Headgear clips (x2)  
63475  
Headgear clips non-magnetic (x2)  
63335



F20 headgear with non-magnetic clips  
64040 (S)  
64041 (Std)  
64042 (L)



F20 headgear with magnetic clips  
63470 (S)  
63471 (Std)  
63472 (L)



F20 for Her headgear with magnetic clips  
63473 (S)



### AirFit F20 for Her

Designed specifically for women, it offers a smaller size to suit female facial contours.



### Product codes

	ANZ		ANZ
AirFit F20: Small	63430	AirFit F20 non-magnetic: Small	64037
AirFit F20: Medium	63431	AirFit F20 non-magnetic: Medium	64038
AirFit F20: Large	63432	AirFit F20 non-magnetic: Large	64039
AirFit F20 for Her: Small	63433		
AirFit F20 for Her: Medium	63434		